

Features HBSL125-6

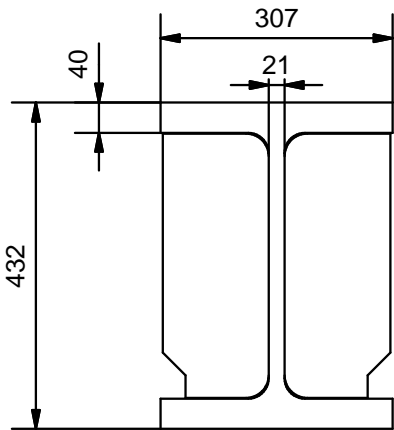
SWL (max. in centre): 625 kN (141 kips)

Capacity off centre as per load chart

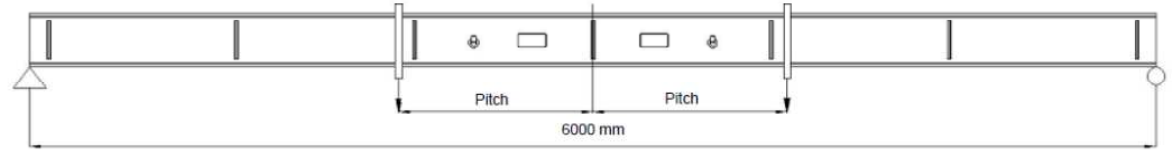
Self Weight: 1605 kg (3538 lbs)

Model Number HBSL125-6 includes set of two beams

Front view (1:10)

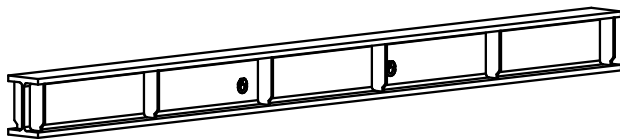
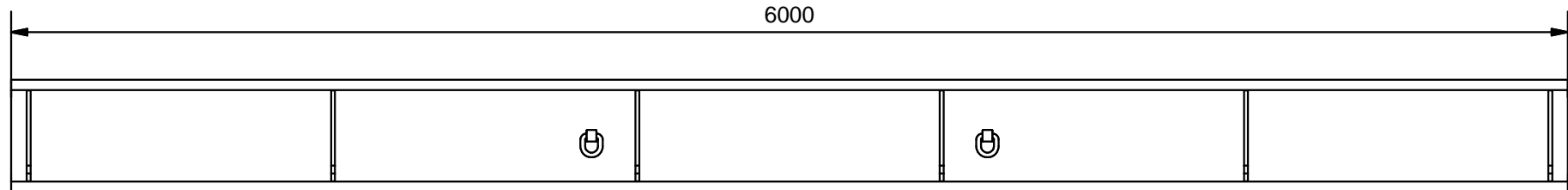
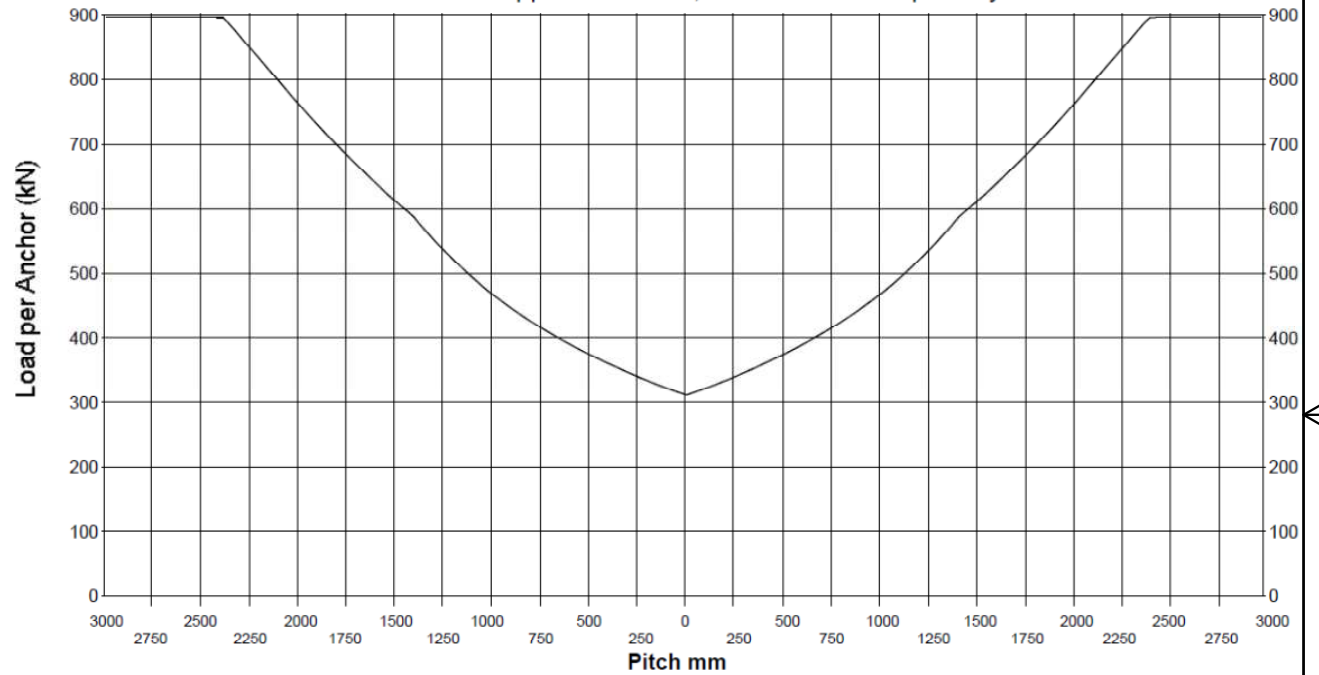


Load Chart



Load per Anchor

Note: if load applied in centre, load is to be multiplied by 2



OPAALSTRAAT 44, 7554 TS HENGELO HOLLAND
PO BOX 421, 7550 AK HENGELO HOLLAND
TELEPHONE 074-2422045 FACSIMILE 074-2430338

ENERPAC
COPYRIGHTS RESERVED

3rd ANGLE
PROJECTION

Model Number:
HBSL125-6

Drawing Number:
02930.50.04.00

Main Assembly Number:
02930.01.04.00

REV.: 0	DATE: 31-10-2013	SCALE: 1:25	FORM: A4
------------	---------------------	----------------	-------------